


# 50 Ohm Coaxial Cable

## P/N 3C058A



### CONSTRUCTION DETAILS

- Conductor:** 20 AWG silver-plated copper
- Dielectric:** High temperature fluoropolymer
- Shield 1:** 36 AWG tin-plated copper braid
- Shield 2:** 36 AWG tin-plated copper braid
- Jacket:** Blue high temperature fluoropolymer

### ENVIRONMENTAL DETAILS

- » ECS avionics cables are designed to meet, or exceed, burn requirements as set forth in Federal Aviation Regulations 14 CFR Part 25.869(a)(4) Amdt 25-113, Appendix F Part I(a)(3).
- » They are manufactured with materials which, when subjected to flames or high temperatures, will not outgas deadly hydrogen chloride produced by conventional PVC cables.

### PHYSICAL CHARACTERISTICS

- Outer Diameter:** 0.195 in. nominal
- Bend Radius:** 1.0 in. minimum
- Weight:** 4.0 lbs/100 ft. nominal
- Temperature Range:** -55° to +200°C
- Skydrol Resistant:** Yes

### ELECTRICAL CHARACTERISTICS

- Impedance:** 50.0 Ohms nominal
- Capacitance:** 31.0 pF/ft. nominal
- DC Resistance:** 8.50 Ohms/1000 ft. nominal
- Time Delay:** 1.46 ns/ft. nominal
- Velocity of Propagation:** 70% nominal
- Shield Effectiveness:** > 80 dB
- Attenuation:** 5.9 dB/100 ft. @ 150 MHz (nominal)
- 20.7 dB/100 ft. @ 1000 MHz
- 26.3 dB/100 ft. @ 1600 MHz
- 30.7 dB/100 ft. @ 2400 MHz
- 59.0 dB/100 ft. @ 5000 MHz

### CONNECTOR TYPES FOR CABLE 3C058A

Connector Type	Connector P/N
TNC 90°	CTR722
TNC 90° Extended	N/A
TNC 90° Long	N/A
TNC Straight	CTS722
TNC Panel Mount	N/A
TNC Bulkhead	BTS722
C 90°	CCR722
C Straight	CCS722

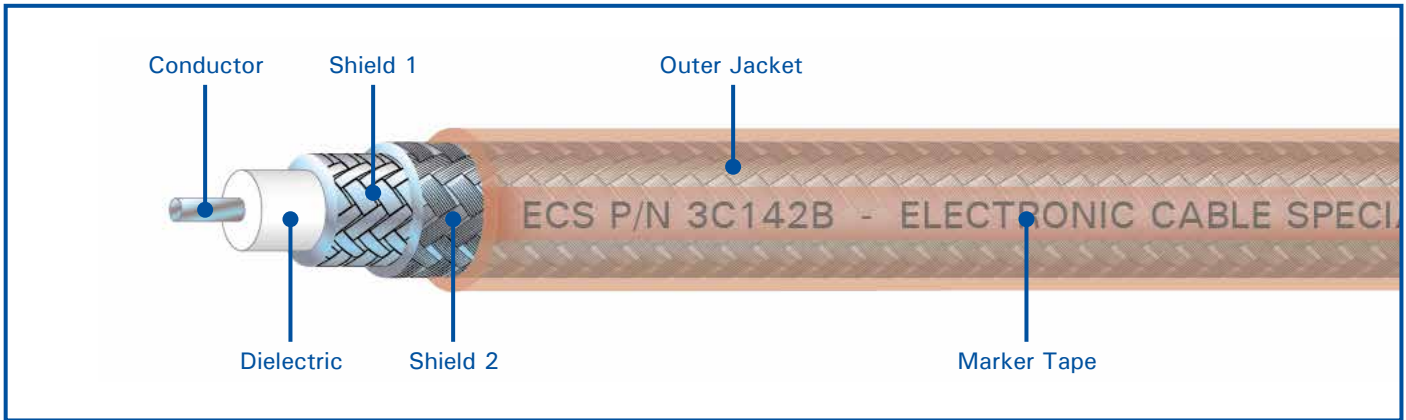
Connector Type	Connector P/N
BNC 90°	CBR722
BNC 90° Extended	N/A
BNC 90° Long	N/A
BNC Straight	CBS722
BNC Bulkhead	BBS722
N 90°	CNR722
N Straight	CNS722
N Bulkhead	BNS3722

Connector Type	Connector P/N
ARINC 404 Size 1	LM722
ARINC 600 Size 1	L7122
ARINC 600 Size 1RF	M7122
ARINC 600 Size 5	620021
SMA 90°	CSR722
SMA Straight	CSS722
HN 90°	CHR722
ARINC 600 Size 8	N/A



# 50 Ohm Coaxial Cable

## P/N 3C142B



### CONSTRUCTION DETAILS

- Conductor:** 20 AWG silver-coated copper clad steel
- Dielectric:** High temperature fluoropolymer
- Shield 1:** Flat silver-plated braid
- Shield 2:** 36 AWG silver-plated copper braid
- Jacket:** Tan high temperature fluoropolymer

### ENVIRONMENTAL DETAILS

- » ECS avionics cables are designed to meet, or exceed, burn requirements as set forth in Federal Aviation Regulations 14 CFR Part 25.869(a)(4) Amdt 25-113, Appendix F Part I(a)(3).
- » They are manufactured with materials which, when subjected to flames or high temperatures, will not outgas deadly hydrogen chloride produced by conventional PVC cables.

### PHYSICAL CHARACTERISTICS

- Outer Diameter:** 0.195 in. nominal
- Bend Radius:** 1.0 in. nominal
- Weight:** 4.0 lbs/100 ft. nominal
- Temperature Range:** -55° to +200°C
- Skydrol Resistant:** Yes

### ELECTRICAL CHARACTERISTICS

- Impedance:** 50.0 Ohms nominal
- Capacitance:** 29.4 pF/ft. nominal
- DC Resistance:** 19.5 Ohms/1000 ft. nominal
- Time Delay:** 1.46 ns/ft. nominal
- Velocity of Propagation:** 70% nominal
- Shield Effectiveness:** > 80 dB
- Attenuation:** 5.0 dB/100 ft. @ 150 MHz  
(nominal) 14.5 dB/100 ft. @ 1000 MHz  
18.1 dB/100 ft. @ 1600 MHz  
22.2 dB/100 ft. @ 2400 MHz  
34.9 dB/100 ft. @ 5000 MHz

### CONNECTOR TYPES FOR CABLE 3C142B

Connector Type	Connector P/N
TNC 90°	CTR722
TNC 90° Extended	N/A
TNC 90° Long	N/A
TNC Straight	CTS722
TNC Panel Mount	N/A
TNC Bulkhead	BTS722
C 90°	CCR722
C Straight	CCS722

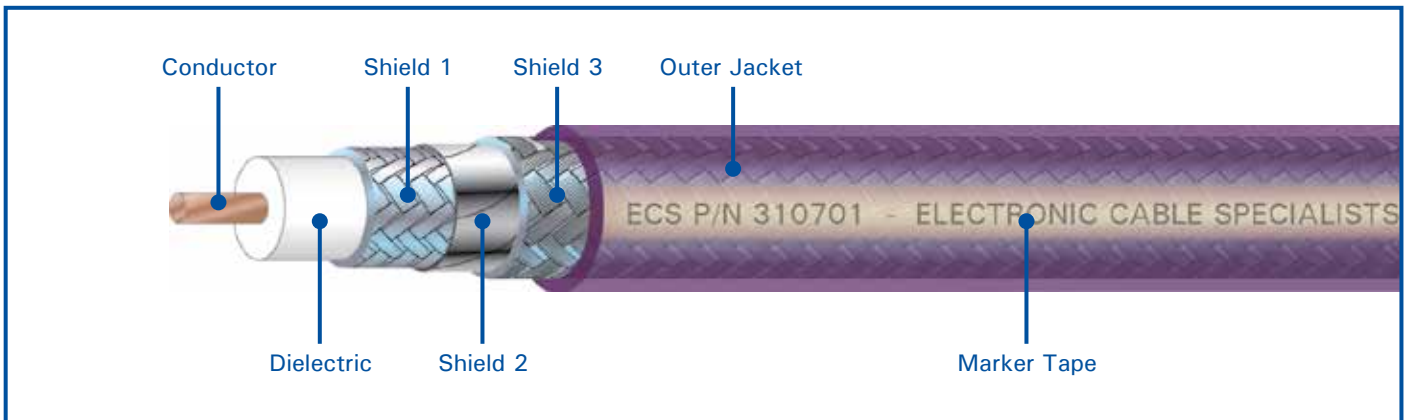
Connector Type	Connector P/N
BNC 90°	CBR722
BNC 90° Extended	N/A
BNC 90° Long	N/A
BNC Straight	CBS722
BNC Bulkhead	BBS722
N 90°	CNR722
N Straight	CNS722
N Bulkhead	BNS3722

Connector Type	Connector P/N
ARINC 404 Size 1	LM722
ARINC 600 Size 1	L7122
ARINC 600 Size 1RF	M7122
ARINC 600 Size 5	620021
SMA 90°	CSR722
SMA Straight	CSS722
HN 90°	CHR722
ARINC 600 Size 8	N/A



# 50 Ohm Coaxial Cable

## P/N 310701



### CONSTRUCTION DETAILS

- Conductor:** 7 AWG solid copper clad aluminum
- Dielectric:** High temperature fluoropolymer
- Shield 1:** Flat silver-plated copper braid
- Shield 2:** Aluminum tape
- Shield 3:** Silver-plated copper braid
- Jacket:** Purple high temperature fluoropolymer

### ENVIRONMENTAL DETAILS

- » ECS avionics cables are designed to meet, or exceed, burn requirements as set forth in Federal Aviation Regulations 14 CFR Part 25.869(a)(4) Amdt 25-113, Appendix F Part I(a)(3).
- » They are manufactured with materials which, when subjected to flames or high temperatures, will not outgas deadly hydrogen chloride produced by conventional PVC cables.

### PHYSICAL CHARACTERISTICS

- Outer Diameter:** 0.485 in. nominal
- Bend Radius:** 3.0 in. nominal
- Weight:** 18 lbs/100 ft. nominal
- Temperature Range:** -55° to +150°C
- Skydrol Resistant:** Yes

### ELECTRICAL CHARACTERISTICS

- Impedance:** 50.0 Ohms nominal
- Capacitance:** 25 pF/ft. nominal
- DC Resistance:** 0.85 Ohms/1000 ft. nominal
- Time Delay:** 1.25 ns/ft. nominal
- Velocity of Propagation:** 81% nominal
- Shield Effectiveness:** > 90 dB
- Attenuation:** 1.0 dB/100 ft. @ 150 MHz (nominal)
- 3.1 dB/100 ft. @ 1000 MHz
- 3.9 dB/100 ft. @ 1600 MHz
- 4.6 dB/100 ft. @ 2400 MHz
- 7.2 dB/100 ft. @ 5000 MHz

### CONNECTOR TYPES FOR CABLE 310701

Connector Type	Connector P/N
TNC 90°	CTR002
TNC 90° Extended	N/A
TNC 90° Long	N/A
TNC Straight	CTS002
TNC Panel Mount	N/A
TNC Bulkhead	BTS002
C 90°	CCR002
C Straight	N/A

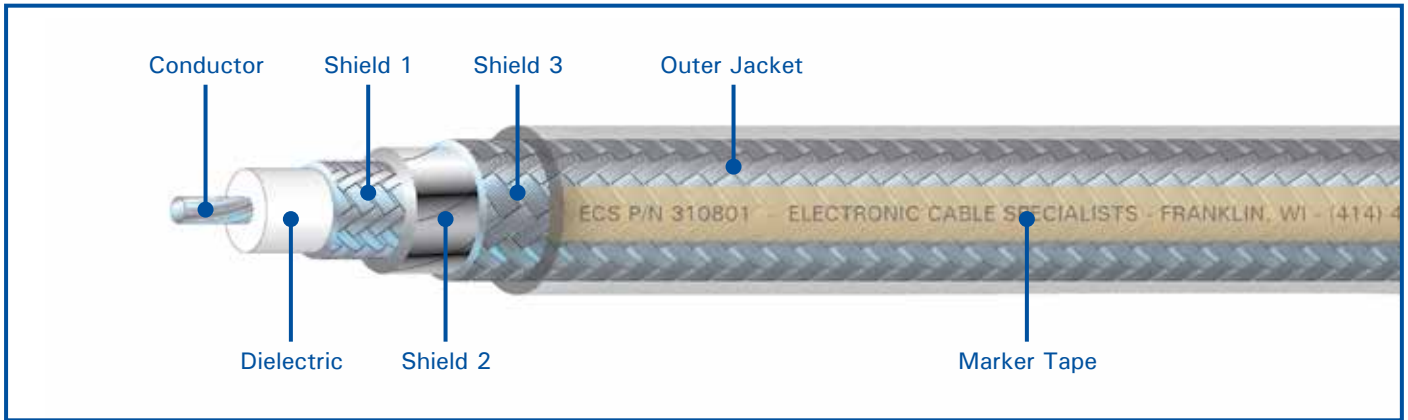
Connector Type	Connector P/N
BNC 90°	N/A
BNC 90° Extended	N/A
BNC 90° Long	N/A
BNC Straight	N/A
BNC Bulkhead	N/A
N 90°	CNR002
N Straight	CNS002
N Bulkhead	BNS002

Connector Type	Connector P/N
ARINC 404 Size 1	N/A
ARINC 600 Size 1	LO102
ARINC 600 Size 1RF	N/A
ARINC 600 Size 5	N/A
SMA 90°	N/A
SMA Straight	N/A
HN 90°	N/A
ARINC 600 Size 8	N/A



# 50 Ohm Coaxial Cable

## P/N 310801



### CONSTRUCTION DETAILS

- Conductor:** 8 AWG stranded silver-plated copper
- Dielectric:** High temperature fluoropolymer
- Shield 1:** Flat silver-plated copper braid
- Shield 2:** Aluminum foil
- Shield 3:** 36 AWG silver-plated copper braid
- Jacket:** Clear high temperature fluoropolymer

### ENVIRONMENTAL DETAILS

- » ECS avionics cables are designed to meet, or exceed, burn requirements as set forth in Federal Aviation Regulations 14 CFR Part 25.869(a)(4) Amdt 25-113, Appendix F Part I(a)(3).
- » They are manufactured with materials which, when subjected to flames or high temperatures, will not outgas deadly hydrogen chloride produced by conventional PVC cables.

### PHYSICAL CHARACTERISTICS

- Outer Diameter:** 0.452 in. nominal
- Bend Radius:** 2.26 in. nominal
- Weight:** 19 lbs/100 ft. nominal
- Temperature Range:** -55° to +200°C
- Skydrol Resistant:** Yes

### ELECTRICAL CHARACTERISTICS

- Impedance:** 50.0 Ohms nominal
- Capacitance:** 25.5 pF/ft. nominal
- DC Resistance:** 0.67 Ohms/1000 ft. nominal
- Time Delay:** 1.25 ns/ft. nominal
- Velocity of Propagation:** 81% nominal
- Shield Effectiveness:** > 90 dB
- Attenuation:** 1.3 dB/100 ft. @ 150 MHz (nominal)
- 3.6 dB/100 ft. @ 1000 MHz
- 4.6 dB/100 ft. @ 1600 MHz
- 6.5 dB/100 ft. @ 2400 MHz
- 8.5 dB/100 ft. @ 5000 MHz

### CONNECTOR TYPES FOR CABLE 310801

Connector Type	Connector P/N
TNC 90°	CTR022
TNC 90° Extended	N/A
TNC 90° Long	N/A
TNC Straight	CTS022
TNC Panel Mount	N/A
TNC Bulkhead	BTS022
C 90°	CCR022
C Straight	CCS022

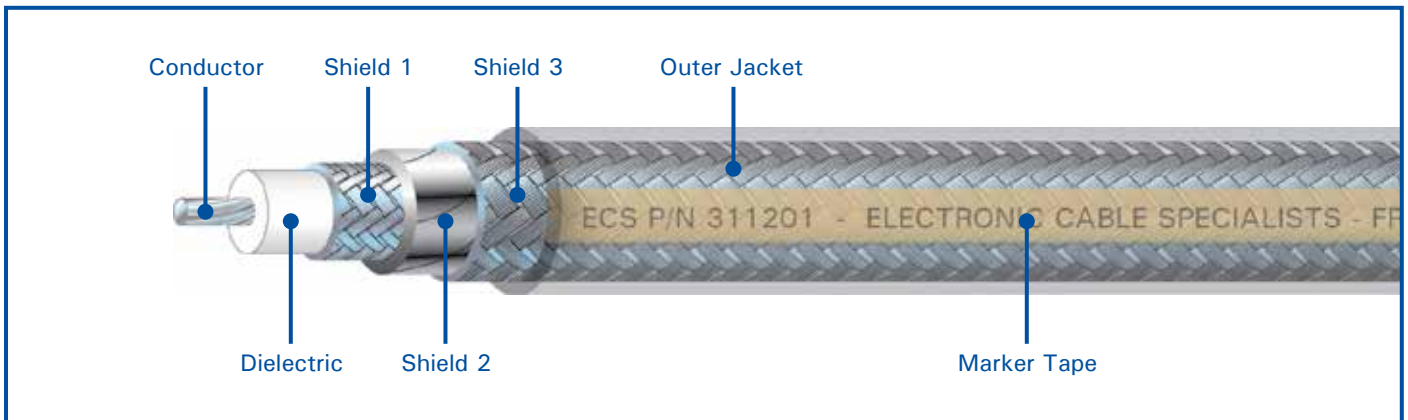
Connector Type	Connector P/N
BNC 90°	CBR022
BNC 90° Extended	N/A
BNC 90° Long	N/A
BNC Straight	CBS022
BNC Bulkhead	N/A
N 90°	CNR022
N Straight	CNS022
N Bulkhead	BNS022

Connector Type	Connector P/N
ARINC 404 Size 1	LM022
ARINC 600 Size 1	LO122
ARINC 600 Size 1RF	MO122
ARINC 600 Size 5	N/A
SMA 90°	N/A
SMA Straight	N/A
HN 90°	CHR022
ARINC 600 Size 8	N/A



# 50 Ohm Coaxial Cable

## P/N 311201



### CONSTRUCTION DETAILS

- Conductor:** 12 AWG stranded silver-plated copper
- Dielectric:** High temperature fluoropolymer
- Shield 1:** Flat silver-plated copper braid
- Shield 2:** Aluminum foil
- Shield 3:** 36 AWG silver-plated copper braid
- Jacket:** Clear high temperature fluoropolymer

### ENVIRONMENTAL DETAILS

- » ECS avionics cables are designed to meet, or exceed, burn requirements as set forth in Federal Aviation Regulations 14 CFR Part 25.869(a)(4) Amdt 25-113, Appendix F Part I(a)(3).
- » They are manufactured with materials which, when subjected to flames or high temperatures, will not outgas deadly hydrogen chloride produced by conventional PVC cables.

### PHYSICAL CHARACTERISTICS

- Outer Diameter:** 0.317 in. nominal
- Bend Radius:** 1.59 in. nominal
- Weight:** 8.6 lbs/100 ft. nominal
- Temperature Range:** -55° to +200°C
- Skydrol Resistant:** Yes

### ELECTRICAL CHARACTERISTICS

- Impedance:** 50.0 Ohms nominal
- Capacitance:** 25.5 pF/ft. nominal
- DC Resistance:** 1.69 Ohms/1000 ft. nominal
- Time Delay:** 1.27 ns/ft. nominal
- Velocity of Propagation:** 80% nominal
- Shield Effectiveness:** > 90 dB
- Attenuation:** 2.1 dB/100 ft. @ 150 MHz (nominal)
- 5.6 dB/100 ft. @ 1000 MHz
- 6.7 dB/100 ft. @ 1600 MHz
- 8.9 dB/100 ft. @ 2400 MHz
- 12.7 dB/100 ft. @ 5000 MHz

### CONNECTOR TYPES FOR CABLE 311201

Connector Type	Connector P/N
TNC 90°	CTR122
TNC 90° Extended	N/A
TNC 90° Long	N/A
TNC Straight	CTS122
TNC Panel Mount	N/A
TNC Bulkhead	BTS122
C 90°	CCR122
C Straight	CCS122


Connector Type	Connector P/N
BNC 90°	CBR122
BNC 90° Extended	N/A
BNC 90° Long	N/A
BNC Straight	CBS122
BNC Bulkhead	N/A
N 90°	CNR122
N Straight	CNS122
N Bulkhead	BNS122

Connector Type	Connector P/N
ARINC 404 Size 1	LM122
ARINC 600 Size 1	L1122
ARINC 600 Size 1RF	M1122
ARINC 600 Size 5	N/A
SMA 90°	CSR122
SMA Straight	CSS122
HN 90°	CHR122
ARINC 600 Size 8	N/A



# 50 Ohm Coaxial Cable

## P/N 311501



### CONSTRUCTION DETAILS

- Conductor:** 15 AWG solid silver-plated copper
- Dielectric:** High temperature fluoropolymer
- Shield 1:** Flat silver-plated copper braid
- Shield 2:** Aluminum foil
- Shield 3:** 38 AWG silver-plated copper braid
- Jacket:** Clear high temperature fluoropolymer

### ENVIRONMENTAL DETAILS

- » ECS avionics cables are designed to meet, or exceed, burn requirements as set forth in Federal Aviation Regulations 14 CFR Part 25.869(a)(4) Amdt 25-113, Appendix F Part I(a)(3).
- » They are manufactured with materials which, when subjected to flames or high temperatures, will not outgas deadly hydrogen chloride produced by conventional PVC cables.

### PHYSICAL CHARACTERISTICS

- Outer Diameter:** 0.229 in. nominal
- Bend Radius:** 1.2 in. nominal
- Weight:** 5.1 lbs/100 ft. nominal
- Temperature Range:** -55° to +200°C
- Skydrol Resistant:** Yes

### ELECTRICAL CHARACTERISTICS

- Impedance:** 50.0 Ohms nominal
- Capacitance:** 25.5 pF/ft. nominal
- DC Resistance:** 2.98 Ohms/1000 ft. nominal
- Time Delay:** 1.27 ns/ft. nominal
- Velocity of Propagation:** 80% nominal
- Shield Effectiveness:** > 90 dB
- Attenuation:** 2.7 dB/100 ft. @ 150 MHz  
(nominal) 7.1 dB/100 ft. @ 1000 MHz  
9.1 dB/100 ft. @ 1600 MHz  
10.7 dB/100 ft. @ 2400 MHz  
16.1 dB/100 ft. @ 5000 MHz

### CONNECTOR TYPES FOR CABLE 311501

Connector Type	Connector P/N
TNC 90°	CTR922
TNC 90° Extended	CTRE922
TNC 90° Long	CTRL922
TNC Straight	CTS922
TNC Panel Mount	RTS922
TNC Bulkhead	BTS922
C 90°	CCR922
C Straight	CCS922


Connector Type	Connector P/N
BNC 90°	CBR922
BNC 90° Extended	CBRE922
BNC 90° Long	CBRL922
BNC Straight	CBS922
BNC Bulkhead	N/A
N 90°	CNR922
N Straight	CNS922
N Bulkhead	BNS922

Connector Type	Connector P/N
ARINC 404 Size 1	LM922
ARINC 600 Size 1	L9122
ARINC 600 Size 1RF	M9122
ARINC 600 Size 5	P922
SMA 90°	CSR922
SMA Straight	CSS922
HN 90°	CHR922
ARINC 600 Size 8	CAS982



# 50 Ohm Coaxial Cable

## P/N 311601



### CONSTRUCTION DETAILS

- Conductor:** 16 AWG stranded silver-plated copper
- Dielectric:** High temperature fluoropolymer
- Shield 1:** Flat silver-plated copper braid
- Shield 2:** Aluminum foil
- Shield 3:** 38 AWG silver-plated copper braid
- Jacket:** Clear high temperature fluoropolymer

### ENVIRONMENTAL DETAILS

- » ECS avionics cables are designed to meet, or exceed, burn requirements as set forth in Federal Aviation Regulations 14 CFR Part 25.869(a)(4) Amdt 25-113, Appendix F Part I(a)(3).
- » They are manufactured with materials which, when subjected to flames or high temperatures, will not outgas deadly hydrogen chloride produced by conventional PVC cables.

### PHYSICAL CHARACTERISTICS

- Outer Diameter:** 0.229 in. nominal
- Bend Radius:** 1.15 in. nominal
- Weight:** 5.0 lbs/100 ft. nominal
- Temperature Range:** -55° to +200°C
- Skydrol Resistant:** Yes

### ELECTRICAL CHARACTERISTICS

- Impedance:** 50.0 Ohms nominal
- Capacitance:** 25.5 pF/ft. nominal
- DC Resistance:** 4.1 Ohms/1000 ft. nominal
- Time Delay:** 1.27 ns/ft. nominal
- Velocity of Propagation:** 80% nominal
- Shield Effectiveness:** > 90 dB
- Attenuation:** 3.3 dB/100 ft. @ 150 MHz (nominal)
- 8.7 dB/100 ft. @ 1000 MHz
- 10.9 dB/100 ft. @ 1600 MHz
- 13.3 dB/100 ft. @ 2400 MHz
- 20.0 dB/100 ft. @ 5000 MHz

### CONNECTOR TYPES FOR CABLE 311601

Connector Type	Connector P/N
TNC 90°	CTR922
TNC 90° Extended	CTRE922
TNC 90° Long	CTRL922
TNC Straight	CTS922
TNC Panel Mount	RTS922
TNC Bulkhead	BTS922
C 90°	CCR922
C Straight	CCS922

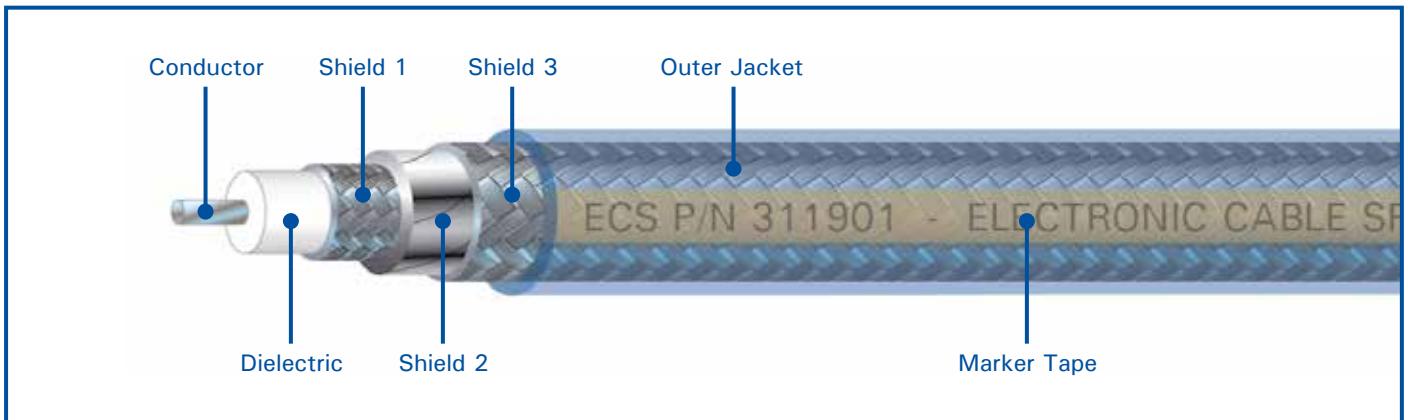
Connector Type	Connector P/N
BNC 90°	CBR922
BNC 90° Extended	CBRE922
BNC 90° Long	CBRL922
BNC Straight	CBS922
BNC Bulkhead	N/A
N 90°	CNR922
N Straight	CNS922
N Bulkhead	BNS922

Connector Type	Connector P/N
ARINC 404 Size 1	LM922
ARINC 600 Size 1	L9122
ARINC 600 Size 1RF	M9122
ARINC 600 Size 5	P922
SMA 90°	CSR922
SMA Straight	CSS922
HN 90°	CHR922
ARINC 600 Size 8	CAS982



# 50 Ohm Coaxial Cable

## P/N 311901



### CONSTRUCTION DETAILS

- Conductor:** 19 AWG solid silver-plated copper
- Dielectric:** High temperature fluoropolymer
- Shield 1:** Silver-plated copper braid
- Shield 2:** Aluminum foil
- Shield 3:** 36 AWG silver-plated copper braid
- Jacket:** Blue high temperature fluoropolymer

### ENVIRONMENTAL DETAILS

- » ECS avionics cables are designed to meet, or exceed, burn requirements as set forth in Federal Aviation Regulations 14 CFR Part 25.869(a)(4) Amdt 25-113, Appendix F Part I(a)(3).
- » They are manufactured with materials which, when subjected to flames or high temperatures, will not outgas deadly hydrogen chloride produced by conventional PVC cables.

### PHYSICAL CHARACTERISTICS

- Outer Diameter:** 0.195 in. nominal
- Bend Radius:** 1.0 in. nominal
- Weight:** 4.3 lbs/100 ft. nominal
- Temperature Range:** -55° to +200°C
- Skydrol Resistant:** Yes

### ELECTRICAL CHARACTERISTICS

- Impedance:** 50.0 Ohms nominal
- Capacitance:** 29.3 pF/ft. nominal
- DC Resistance:** 19.5 Ohms/1000 ft. nominal
- Time Delay:** 1.46 ns/ft. nominal
- Velocity of Propagation:** 70% nominal
- Shield Effectiveness:** > 90 dB
- Attenuation:** 4.3 dB/100 ft. @ 150 MHz  
(nominal) 12.2 dB/100 ft. @ 1000 MHz  
15.8 dB/100 ft. @ 1600 MHz  
18.6 dB/100 ft. @ 2400 MHz  
30.0 dB/100 ft. @ 5000 MHz

### CONNECTOR TYPES FOR CABLE 311901

Connector Type	Connector P/N
TNC 90°	CTR722
TNC 90° Extended	N/A
TNC 90° Long	N/A
TNC Straight	CTS722
TNC Panel Mount	N/A
TNC Bulkhead	BTS722
C 90°	CCR722
C Straight	CCS722

Connector Type	Connector P/N
BNC 90°	CBR722
BNC 90° Extended	N/A
BNC 90° Long	N/A
BNC Straight	CBS722
BNC Bulkhead	BBS722
N 90°	CNR722
N Straight	CNS722
N Bulkhead	BN3722

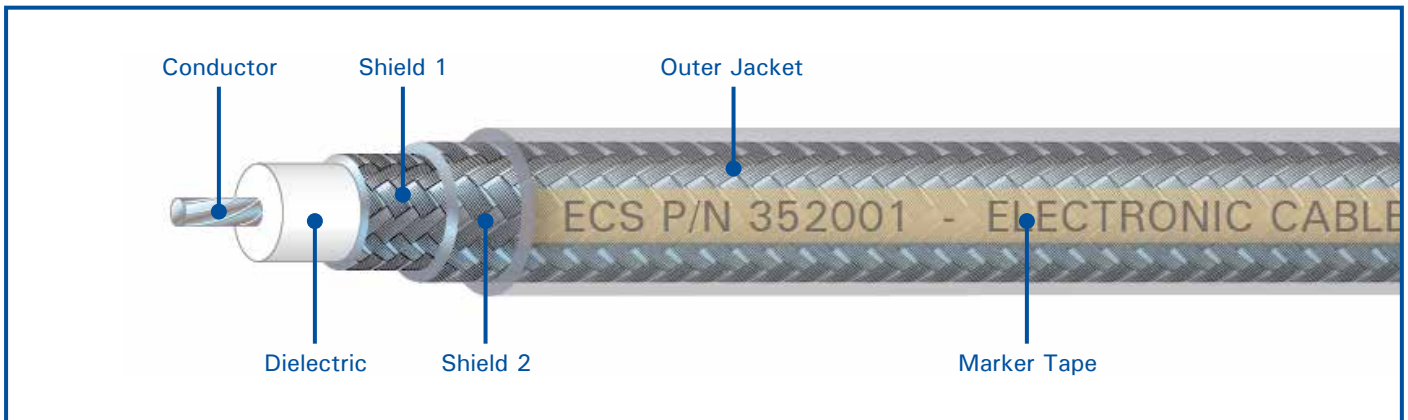
Connector Type	Connector P/N
ARINC 404 Size 1	LM722
ARINC 600 Size 1	L9722
ARINC 600 Size 1RF	M7122
ARINC 600 Size 5	620021
SMA 90°	CSR722
SMA Straight	CSS722
HN 90°	CHR722
ARINC 600 Size 8	N/A





# 50 Ohm Coaxial Cable

## P/N 352001



### CONSTRUCTION DETAILS

- Conductor:** 20 AWG stranded silver-plated copper
- Dielectric:** High temperature fluoropolymer
- Shield 1:** Silver-plated copper braid
- Shield 2:** 38 AWG silver-plated copper braid
- Jacket:** Clear high temperature fluoropolymer

### ENVIRONMENTAL DETAILS

- » ECS avionics cables are designed to meet, or exceed, burn requirements as set forth in Federal Aviation Regulations 14 CFR Part 25.869(a)(4) Amdt 25-113, Appendix F Part I(a)(3).
- » They are manufactured with materials which, when subjected to flames or high temperatures, will not outgas deadly hydrogen chloride produced by conventional PVC cables.

### PHYSICAL CHARACTERISTICS

- Outer Diameter:** 0.162 in. nominal
- Bend Radius:** 0.81 in. nominal
- Weight:** 2.7 lbs/100 ft. nominal
- Temperature Range:** -55° to +200°C
- Skydrol Resistant:** Yes

### ELECTRICAL CHARACTERISTICS

- Impedance:** 50.0 Ohms nominal
- Capacitance:** 25.5 pF/ft. nominal
- DC Resistance:** 7.5 Ohms/1000 ft. nominal
- Time Delay:** 1.25 ns/ft. nominal
- Velocity of Propagation:** 80% nominal
- Shield Effectiveness:** > 80 dB
- Attenuation:** 4.5 dB/100 ft. @ 150 MHz (nominal)
- 12.2 dB/100 ft. @ 1000 MHz
- 14.8 dB/100 ft. @ 1600 MHz
- 20.4 dB/100 ft. @ 2400 MHz
- 26.4 dB/100 ft. @ 5000 MHz

### CONNECTOR TYPES FOR CABLE 352001

Connector Type	Connector P/N
TNC 90°	CTR3522
TNC 90° Extended	CTRE3522
TNC 90° Long	CTRL3522
TNC Straight	CTS3522
TNC Panel Mount	N/A
TNC Bulkhead	BTS3522
C 90°	CCR3522
C Straight	CCS3522

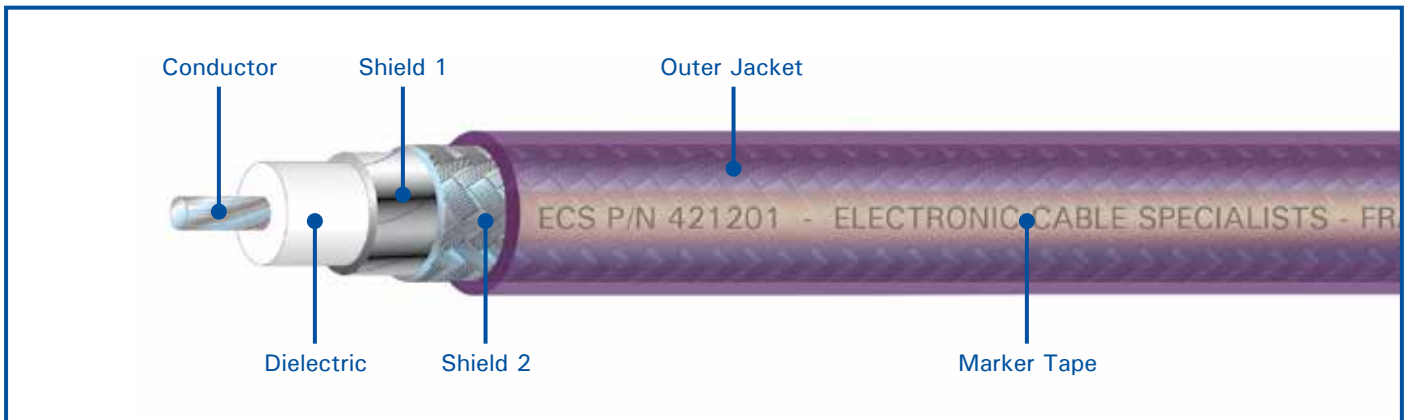
Connector Type	Connector P/N
BNC 90°	CBR3522
BNC 90° Extended	CBRE3522
BNC 90° Long	CBRL3522
BNC Straight	CBS3522
BNC Bulkhead	BBS3522
N 90°	CNR3522
N Straight	CNS3522
N Bulkhead	BNS3522

Connector Type	Connector P/N
ARINC 404 Size 1	LM3522
ARINC 600 Size 1	L35122
ARINC 600 Size 1RF	M35122
ARINC 600 Size 5	P3522
SMA 90°	CSR3522
SMA Straight	CSS3522
HN 90°	CHR3522
ARINC 600 Size 8	N/A



# 50 Ohm Coaxial Cable

## P/N 421201



### CONSTRUCTION DETAILS

- Conductor:** 12 AWG stranded silver-plated copper
- Dielectric:** High temperature fluoropolymer
- Shield 1:** Aluminum tape
- Shield 2:** Silver-plated copper braid
- Jacket:** Purple high temperature fluoropolymer

### ENVIRONMENTAL DETAILS

- » ECS avionics cables are designed to meet, or exceed, burn requirements as set forth in Federal Aviation Regulations 14 CFR Part 25.869(a)(4) Amdt 25-113, Appendix F Part I(a)(3).
- » They are manufactured with materials which, when subjected to flames or high temperatures, will not outgas deadly hydrogen chloride produced by conventional PVC cables.

### PHYSICAL CHARACTERISTICS

- Outer Diameter:** 0.313 in. nominal
- Bend Radius:** 1.6 in. nominal
- Weight:** 7.5 lbs/100 ft. nominal
- Temperature Range:** -55° to +200°C
- Skydrol Resistant:** Yes

### ELECTRICAL CHARACTERISTICS

- Impedance:** 50.0 Ohms nominal
- Capacitance:** 27.0 pF/ft. nominal
- DC Resistance:** 1.69 Ohms/1000 ft. nominal
- Time Delay:** 1.27 ns/ft. nominal
- Velocity of Propagation:** 80% nominal
- Shield Effectiveness:** > 80 dB
- Attenuation:** 2.4 dB/100 ft. @ 150 MHz  
(nominal) 6.3 dB/100 ft. @ 1000 MHz  
7.8 dB/100 ft. @ 1600 MHz  
8.9 dB/100 ft. @ 2400 MHz  
14.0 dB/100 ft. @ 5000 MHz

### CONNECTOR TYPES FOR CABLE 421201

Connector Type	Connector P/N
TNC 90°	CTR122
TNC 90° Extended	N/A
TNC 90° Long	N/A
TNC Straight	CTS122
TNC Panel Mount	N/A
TNC Bulkhead	BTS122
C 90°	CCR122
C Straight	CCS122

Connector Type	Connector P/N
BNC 90°	CBR122
BNC 90° Extended	N/A
BNC 90° Long	N/A
BNC Straight	CBS122
BNC Bulkhead	N/A
N 90°	CNR122
N Straight	CNS122
N Bulkhead	BN3122

Connector Type	Connector P/N
ARINC 404 Size 1	LM122
ARINC 600 Size 1	L1122
ARINC 600 Size 1RF	M1122
ARINC 600 Size 5	N/A
SMA 90°	CSR122
SMA Straight	CSS122
HN 90°	CHR122
ARINC 600 Size 8	N/A



# 50 Ohm Coaxial Cable

## P/N 421601



### CONSTRUCTION DETAILS

- Conductor:** 16 AWG solid copper wire
- Dielectric:** High temperature fluoropolymer
- Shield 1:** Aluminum tape
- Shield 2:** Tin-plated copper braid
- Jacket:** Purple high temperature fluoropolymer

### ENVIRONMENTAL DETAILS

- » ECS avionics cables are designed to meet, or exceed, burn requirements as set forth in Federal Aviation Regulations 14 CFR Part 25.869(a)(4) Amdt 25-113, Appendix F Part I(a)(3).
- » They are manufactured with materials which, when subjected to flames or high temperatures, will not outgas deadly hydrogen chloride produced by conventional PVC cables.

### PHYSICAL CHARACTERISTICS

- Outer Diameter:** 0.205 in. nominal
- Bend Radius:** 1.0 in. nominal
- Weight:** 4.0 lbs/100 ft. nominal
- Temperature Range:** -55° to +200°C
- Skydrol Resistant:** Yes

### ELECTRICAL CHARACTERISTICS

- Impedance:** 50.0 Ohms nominal
- Capacitance:** 26.70 pF/ft. nominal
- DC Resistance:** 4.0 Ohms/1000 ft. nominal
- Time Delay:** 1.34 ns/ft. nominal
- Velocity of Propagation:** 76% nominal
- Shield Effectiveness:** > 80 dB
- Attenuation:** 3.8 dB/100 ft. @ 150 MHz (nominal)
- 8.9 dB/100 ft. @ 1000 MHz
- 11.1 dB/100 ft. @ 1600 MHz
- 12.7 dB/100 ft. @ 2400 MHz
- 19.6 dB/100 ft. @ 5000 MHz

### CONNECTOR TYPES FOR CABLE 421601

Connector Type	Connector P/N
TNC 90°	CTR922
TNC 90° Extended	CTRE922
TNC 90° Long	CTRL922
TNC Straight	CTS922
TNC Panel Mount	RTS922
TNC Bulkhead	BTS922
C 90°	CCR922
C Straight	CCS922


Connector Type	Connector P/N
BNC 90°	CBR922
BNC 90° Extended	CBRE922
BNC 90° Long	CBRL922
BNC Straight	CBS922
BNC Bulkhead	N/A
N 90°	CNR922
N Straight	CNS922
N Bulkhead	BNS922

Connector Type	Connector P/N
ARINC 404 Size 1	LM922
ARINC 600 Size 1	L9122
ARINC 600 Size 1RF	M9122
ARINC 600 Size 5	P922
SMA 90°	CSR922
SMA Straight	CSS922
HN 90°	CHR922
ARINC 600 Size 8	CAS982



# 50 Ohm Coaxial Cable

## P/N 432101



### CONSTRUCTION DETAILS

- Conductor:** 20 AWG stranded silver-plated copper
- Dielectric:** High temperature fluoropolymer
- Shield 1:** Aluminum tape
- Shield 2:** Tin-plated copper braid
- Jacket:** White high temperature fluoropolymer (laser markable)

### ENVIRONMENTAL DETAILS

- » ECS avionics cables are designed to meet, or exceed, burn requirements as set forth in Federal Aviation Regulations 14 CFR Part 25.869(a)(4) Amdt 25-113, Appendix F Part I(a)(3).
- » They are manufactured with materials which, when subjected to flames or high temperatures, will not outgas deadly hydrogen chloride produced by conventional PVC cables.

### PHYSICAL CHARACTERISTICS

- Outer Diameter:** 0.130 in. nominal
- Bend Radius:** 0.65 in. nominal
- Weight:** 1.45 lbs/100 ft. nominal
- Temperature Range:** -55° to +200°C
- Skydrol Resistant:** Yes

### ELECTRICAL CHARACTERISTICS

- Impedance:** 50.0 Ohms nominal
- Capacitance:** 26.0 pF/ft. nominal
- DC Resistance:** 9.6 Ohms/1000 ft. nominal
- Time Delay:** 1.34 ns/ft. nominal
- Velocity of Propagation:** 76% nominal
- Shield Effectiveness:** > 80 dB
- Attenuation:** 5.3 dB/100 ft. @ 150 MHz  
(nominal) 14.3 dB/100 ft. @ 1000 MHz  
17.8 dB/100 ft. @ 1600 MHz  
21.4 dB/100 ft. @ 2400 MHz  
33.4 dB/100 ft. @ 5000 MHz

### CONNECTOR TYPES FOR CABLE 432101

Connector Type	Connector P/N
TNC 90°	CTR522
TNC 90° Extended	N/A
TNC 90° Long	N/A
TNC Straight	CTS522
TNC Panel Mount	N/A
TNC Bulkhead	BTS522
C 90°	CCR522
C Straight	CCS522

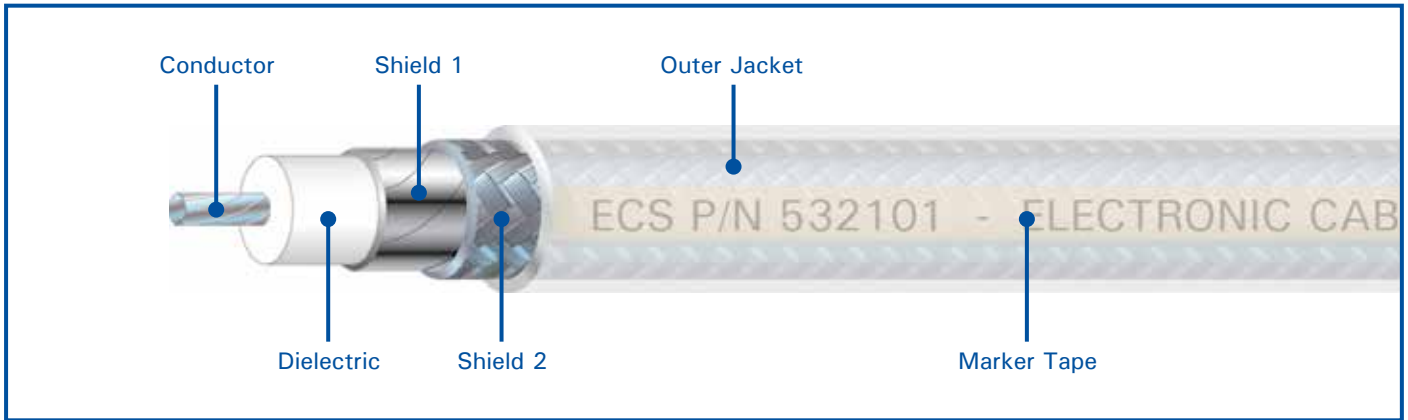
Connector Type	Connector P/N
BNC 90°	CBR522
BNC 90° Extended	N/A
BNC 90° Long	N/A
BNC Straight	CBS522
BNC Bulkhead	BBS522
N 90°	CNR522
N Straight	CNS522
N Bulkhead	BNS522

Connector Type	Connector P/N
ARINC 404 Size 1	LM522
ARINC 600 Size 1	L5122
ARINC 600 Size 1RF	M5122
ARINC 600 Size 5	P522
SMA 90°	CSR522
SMA Straight	CSS522
HN 90°	N/A
ARINC 600 Size 8	N/A



# 50 Ohm Coaxial Cable

## P/N 532101



### CONSTRUCTION DETAILS

- Conductor:** 22 AWG stranded silver-plated copper
- Dielectric:** High temperature fluoropolymer
- Shield 1:** Aluminum tape
- Shield 2:** Tin-coated copper braid
- Jacket:** White high temperature fluoropolymer (laser markable)

### ENVIRONMENTAL DETAILS

- » ECS avionics cables are designed to meet, or exceed, burn requirements as set forth in Federal Aviation Regulations 14 CFR Part 25.869(a)(4) Amdt 25-113, Appendix F Part I(a)(3).
- » They are manufactured with materials which, when subjected to flames or high temperatures, will not outgas deadly hydrogen chloride produced by conventional PVC cables.

### PHYSICAL CHARACTERISTICS

- Outer Diameter:** 0.130 in. nominal
- Bend Radius:** 0.65 in. nominal
- Weight:** 1.55 lbs/100 ft. nominal
- Temperature Range:** -55° to +150°C
- Skydrol Resistant:** Yes

### ELECTRICAL CHARACTERISTICS

- Impedance:** 50.0 Ohms nominal
- Capacitance:** 27.0 pF/ft. nominal
- DC Resistance:** 14.80 Ohms/1000 ft. nominal
- Time Delay:** 1.34 ns/ft. nominal
- Velocity of Propagation:** 76% nominal
- Shield Effectiveness:** > 80 dB
- Attenuation:** 6.4 dB/100 ft. @ 150 MHz  
(nominal) 17.4 dB/100 ft. @ 1000 MHz  
21.8 dB/100 ft. @ 1600 MHz  
25.7 dB/100 ft. @ 2400 MHz  
39.0 dB/100 ft. @ 5000 MHz

### CONNECTOR TYPES FOR CABLE 532101

Connector Type	Connector P/N
TNC 90°	CTR522
TNC 90° Extended	N/A
TNC 90° Long	N/A
TNC Straight	CTS522
TNC Bulkhead	BTS522
C 90°	CCR522
C Straight	CCS522

Connector Type	Connector P/N
BNC 90°	CBR522
BNC 90° Extended	N/A
BNC 90° Long	N/A
BNC Straight	CBS522
BNC Bulkhead	BBS522
N 90°	CNR522
N Straight	CNS522
N Bulkhead	BNS522

Connector Type	Connector P/N
ARINC 404 Size 1	LM522
ARINC 600 Size 1	L5122
ARINC 600 Size 1RF	M5122
ARINC 600 Size 5	P522
SMA 90°	CSR522
SMA Straight	CSS522
HN 90°	N/A
ARINC 600 Size 8	N/A

